

VARIOTEC DS

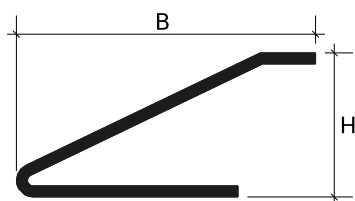
PRODUCT DESCRIPTION



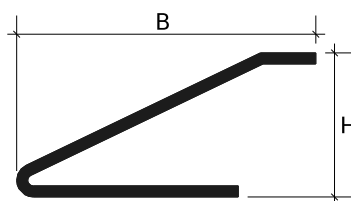
The VARIOTEC range additionally contains a variety of notably versatile profiles used as edging and to join or transition flooring of different thicknesses and elevations. These functional profiles join ceramic tile and wood flooring with thin floor coverings such as carpeting and vinyl.

TECHNICAL FEATURES

Length: 2.70 meters - 8'10"



Stainless Steel
H = 15/32" - 12 mm
H for thicknesses from 7 to 12 mm - 9/32" to 15/32"



Brass
H = 15/32" - 12 mm

MATERIAL DESCRIPTION

Stainless Steel


Steel profiles are made by cold forming sheets of constant thickness, thus differing from the corresponding aluminum and brass versions made by hot extrusion, while maintaining their application and dimensional characteristics. Stainless steel effectively resists high mechanical stress and is particularly suitable for use in the chemical, food, and hospital sectors, where hygiene, durability, and chemical resistance are essential. Normally produced with a semi-gloss finish, a brushed finish can also be achieved by partially removing material using rotating nylon and quartz fiber brushes. This process gives the surface a matte appearance without altering its characteristics.

AISI 304 STAINLESS STEEL - EN X 5 CrNi 18 10 - DIN 1.4301:

This steel belongs to the AUSTENITIC category and is the most widespread and commonly used alloy for products requiring high technical and performance characteristics. It is highly resistant to most chemical agents but may stain or darken superficially; a standard polishing product is sufficient to restore its original appearance.



IL

| variotech >> DS in Stainless Steel AISI 304 - DIN 1.4301 Polished - Self-Adhesive | | | |
|---|--------|---------------|---|
| Item | B inch | Finish | |
| DS27ILA270 | 1-1/16 | IL - Polished |  |

MATERIAL DESCRIPTION

Brass

Profiles made from CW618N (EN 12167) brass alloy are characterized by high resistance to mechanical stress, making them particularly suitable for heavy-traffic applications, such as industrial settings and at expansion joints. Brass is resistant to most chemical agents commonly encountered during the installation of ceramic coverings. However, in the presence of humidity or aggressive substances, the surface may develop superficial oxidation, which can be removed using a standard polishing product.


These profiles can be manufactured through either hot extrusion or cold forming from sheets of constant thickness.

POLISHED BRASS:

This finish is obtained using specialized polishing machines that mechanically enhance the surface without altering the material's intrinsic properties. In the presence of oxidizing agents, some surface darkening may occur, which can be easily restored using common polishing products.



OL

| variotech >> DS in Polished Brass - Self-Adhesive | | | |
|---|--------|---------------|---|
| Item | B inch | Finish | |
| DS270LA270 | 1-1/16 | OL - Polished |  |

APPLICATION

1. Check that the substrate is solid, flat, clean, degreased and dry, verifying that the application temperature is not lower than 15°C;
2. Cut the profile to the required length, remove the protective paper from the sticker and position the profile correctly without further adjustments;
3. Apply the profile with uniform pressure without hammering.

CLEANING AND MAINTENANCE

STAINLESS STEEL:

Stainless steel is easy to clean and very hygienic because of its smooth, nonporous surface, which hinders the growth of bacteria. To keep it in good condition, simply wash it with warm soapy water, rinse it thoroughly and dry it with a soft cloth. If exposed to weathering, periodic cleaning is recommended to prevent corrosion. Brushed surfaces should be cleaned in the direction of brushing. In case of scratches, a specific polish can be used with a soft cloth.

Avoid cleaning agents containing hydrochloric acid, hydrofluoric acid or bleach, as well as abrasive products. Do not leave ordinary steel objects in contact with stainless steel to prevent contamination and rust stains. Also, do not leave damp patches or sponges on the surface to prevent water halos.

BRASS:

Brass does not require special maintenance and is easily cleaned with alcohol diluted in water or with neutral detergents, avoiding those with an acidic base.

It is recommended to use water with mild detergents, ensuring the final rinse is with water only. To avoid scratches, use exclusively non-abrasive cloths or sponges. For maintenance, common polishes available on the market can be used.

WARNINGS

These profiles should be handled with care, using cut-resistant gloves. The indications and prescriptions herein, while corresponding to our experience, are to be considered purely indicative and must be confirmed by exhaustive practical applications. Profilitec declines any responsibility for any damage to people or things resulting from improper use of the products. The user is required to determine whether or not the product is suitable for use and assumes all responsibility arising from incorrect installation of the material.

BILL OF QUANTITIES ITEM

Supply and installation of profile in _____ (material), with finish _____
 _____ (see Material Description section) of characteristic size _____ mm. Profile with
 connected upper part for an ideal floor finish.

Family type _____ from the Profilitec company as a finishing and connection profile between
 existing carpeted or vinyl floors and new ceramic or wooden floors to be supplied and installed according to the rules and
 fields of application suggested by the manufacturer.

Profile length: 2700 mm

Profile SKU: _____

Material: _____ \$/pc

Installation: _____ \$/pc

Totale price: _____ \$/pc

Profilitec S.p.A.
 Via Scotte, 3 - 36033 Isola Vicentina (Vicenza), ITALY
 Tel: +39 0444 268311
 e-mail: profilitec@profilitec.com

Profilitec Corp.
 e-mail: customerservice@profilitec.com

Profilitec Ibérica, S.L.U.
 e-mail: iberica@profilitec.com

Profilitec France
 e-mail: france@profilitec.com